

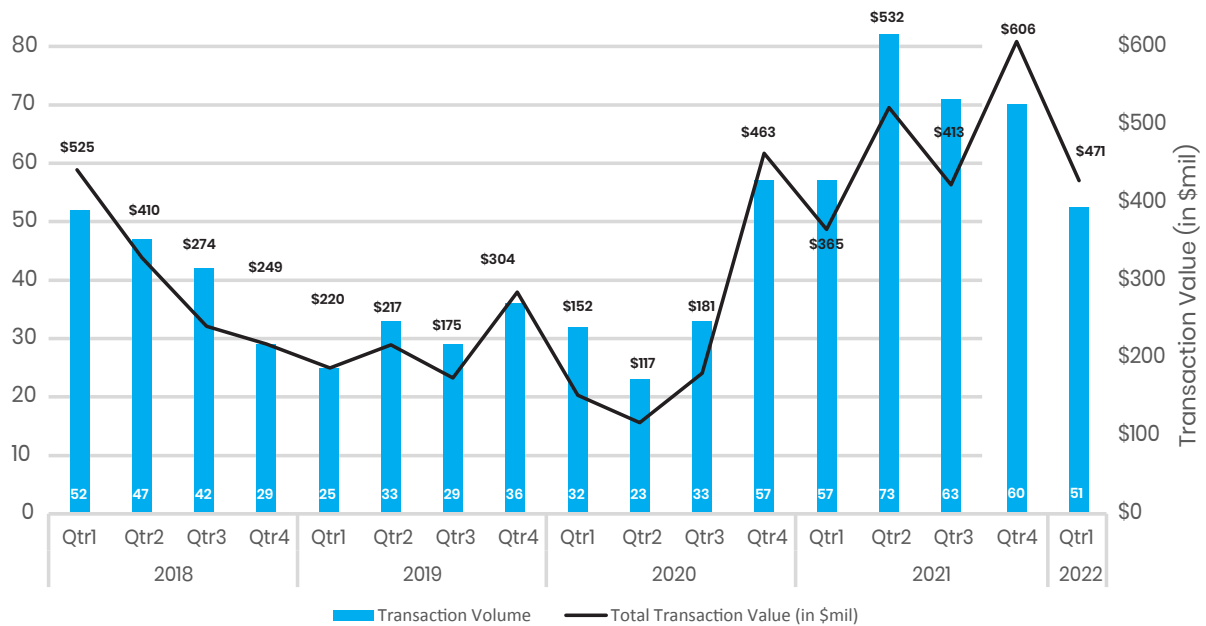


Q1 2022 QUARTERLY REPORT
**SHOPHOUSE
PROPERTY
REPORT ANNEX**



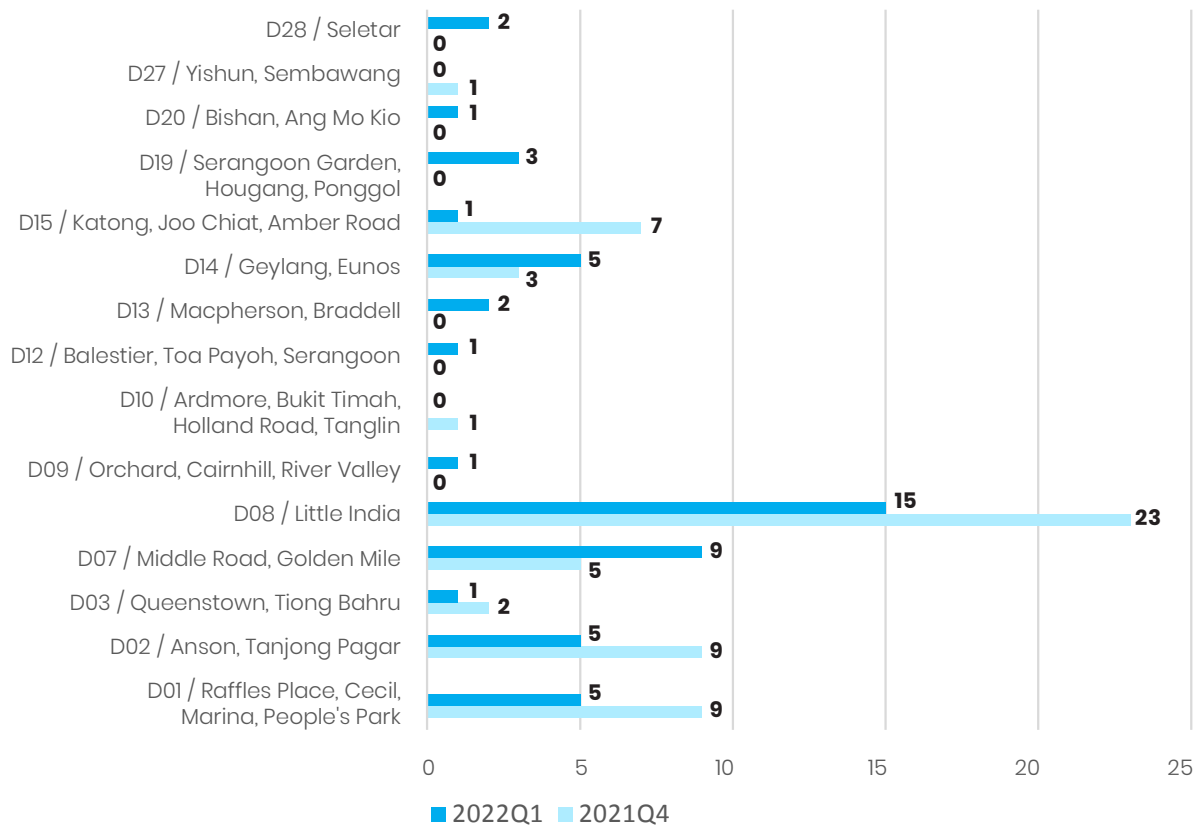
JERRY HAN SIN
CEA No. : R007949B

Shophouse Transactions and Total Value



Source: PropNex Research, URA Realis

Shophouse Deals by District



Source: PropNex Research, URA Realis

Top 5 Shophouse transactions in Q1 2022

Location	Sale Date	Postal District	Transacted Price (\$)	Area (SQFT)	Unit Price (\$ PSF) on Land Area	Tenure
HOTEL CLOVER 17,21,25,27 ETC JALAN SULTAN	8 Mar 2022	7	\$74,800,000	15,201	\$4,921	999 yrs leasehold
82,83,84 CIRCULAR ROAD	17 Jan 2022	1	\$30,668,300	3,611	\$8,492	999 yrs leasehold
14 PURVIS STREET	24 Jan 2022	7	\$28,000,000	2,017	\$13,881	999 yrs leasehold
211,213 GEYLANG ROAD	7 Mar 2022	14	\$25,000,000	5,336	\$4,685	Freehold
6 JIAK CHUAN ROAD	22 Mar 2022	2	\$23,200,000	1,831	\$12,671	Freehold

Source: PropNex Research, URA Realis

Average unit prices of shophouses by tenure and district

Unit Price (\$ PSF) on land area	Year	D1 & D2 Raffles Place, Tanjong Pagar	D7 & D8 Little India, Golden Mile	D14 & D15 Geylang, Joo Chiat, East Coast	Rest of Singapore (RCR, OCR)
99-year leasehold	1Q 2021	\$6,589	\$3,516	No transactions recorded	\$571
	4Q 2021	\$7,588	\$4,053	No transactions recorded	No transactions recorded
	1Q 2022	\$8,698	\$3,538	No transactions recorded	No transactions recorded
	% QOQ change	14.6%	-12.7%	NA	NA
	% YOY change	32.0%	0.6%	NA	NA
Freehold & 999-year leasehold	1Q 2021	\$7,916	\$3,483	\$2,672	\$3,075
	4Q 2021	\$10,147	\$4,255	\$2,638	\$4,023
	1Q 2022	\$12,327	\$5,246	\$2,865	\$2,585
	% QOQ change	21.5%	23.3%	8.6%	-35.8%
	% YOY change	55.7%	50.6%	7.2%	-16.0%

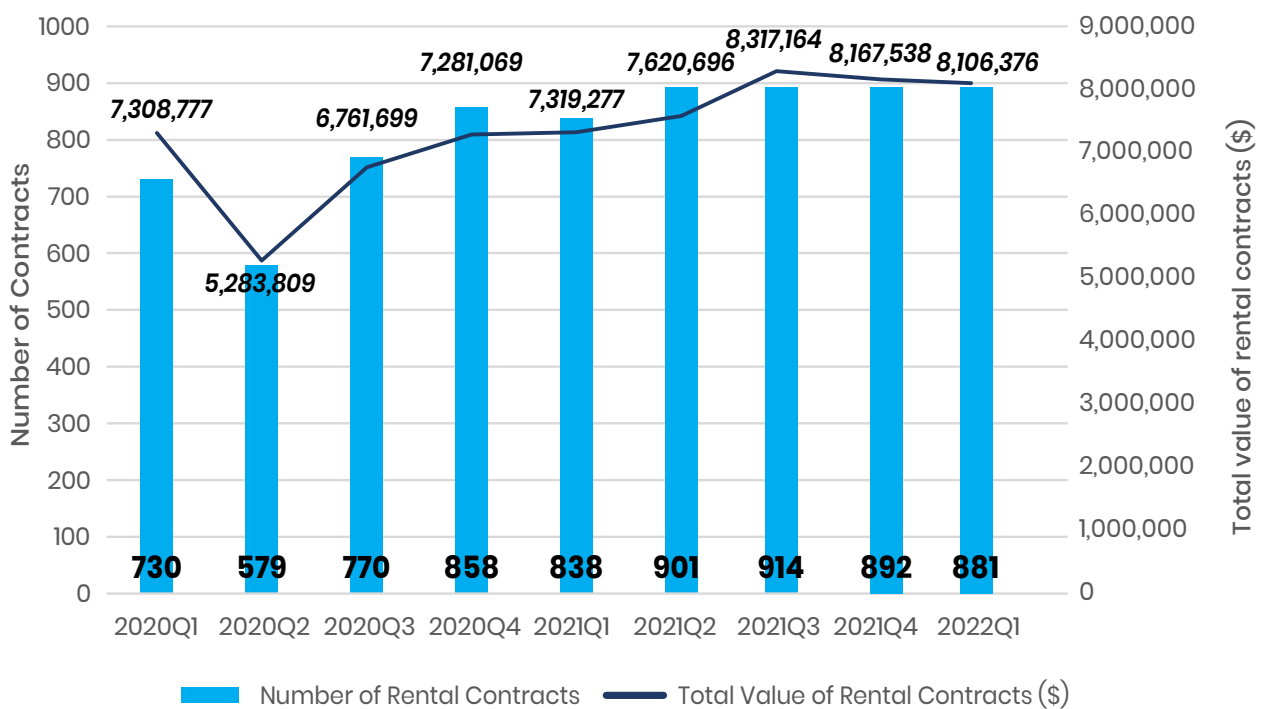
Source: PropNex Research, URA Realis

Price range of shophouses sold by quarter

Price Range	Q1 2021	Q2 2021	Q3 2021	Q4 2021	Q1 2022
Under \$2.5 million	7	6	3	1	4
\$2.5 million to < \$5 million	21	24	30	28	17
\$5 million to < \$10 million	18	26	20	13	16
Above \$10 million	11	17	10	18	14
Total Transactions	57	73	63	60	51

Source: PropNex Research, URA Realis

Shophouse Leasing Transactions and Contract Value



Source: PropNex Research, URA Realis

Author:

Wong Siew Ying

Head of Research and Content

DID : (65) 6829 6669 / 9745 3035

Main : (65) 6820 8000 | Fax : (65) 6829 6600

Jean Choo (Ms)

Research Analyst | Marketing & Communications

Main : (65) 6820 8000 | Fax : (65) 6829 6600

Marketing and Communications:

Carolyn Goh

Director, Corporate Communications and Marketing

PropNex Limited (SGX Mainboard Listed Company)

DID : (65) 6829 6748 / 9828 7834

Main : (65) 6820 8000 | Fax : (65) 6829 6600

Fazilla Nordin

Corporate Communications Manager

DID : (65) 6829 6746 / 9188 5760

Main : (65) 6820 8000 | Fax : (65) 6829 6600

PropNex Realty

(A subsidiary of PropNex Limited)

480 Lorong 6 Toa Payoh #10-01 HDB Hub East Wing Singapore 310480

Disclaimer:

While every reasonable care is taken to ensure the accuracy of information printed or presented here, no responsibility can be accepted for any loss or inconvenience caused by any error or omission. The ideas, suggestions, general principles, examples and other information presented here are for reference and educational purposes only. This publication is not in any way intended to give investment advice or recommendations to buy, sell or lease properties or any form of property investment. PropNex shall have no liability for any loss or expense incurred, relating to investment decisions made by the audience.

All copyrights reserved.